

*Robert Sorby*

---

***Steady*PRO**

---

***Turning Made Easy***

**STEP BY STEP USER GUIDE**



The Robert Sorby SteadyPRO is a very easy to use jig that gives additional tool support when bowl turning, hollowing and when doing spindle work.

*Robert Sorby*

MADE IN SHEFFIELD, ENGLAND - SINCE 1828

# The Robert Sorby **SteadyPRO**

## *Robert Sorby* **SteadyPRO** *Turning Made Easy*

The Robert Sorby **SteadyPRO** is a very easy to use jig that gives additional tool support when bowl turning, hollowing and spindle work.

The versatile **SteadyPRO** fits a wide range of woodturning lathes by utilising the stems from the Robert Sorby modular tool rest system.

The easy to adjust cantilever and smooth action rollers, ensure optimum control for a large selection of tools.

The **SteadyPRO** system can be used with recommended Robert Sorby woodturning tools and many other brands.

### Features & Benefits




Cantilever roller positioning for optimum tool support

Smooth action rollers

Heavy duty construction

Stem location

Quick and easy adjustment



### **WARNING**

This product must be used with care and appropriate PPE worn during use.

# Step-by-Step Guide

## STEP 1



Turn the **SteadyPRO** over to access the stem fitting location


## STEP 2



Screw the stem into the base of the **SteadyPRO** and lock into position

# The Robert Sorby SteadyPRO

## STEP 3



Insert the stem into the lathe banjo

## STEP 4



Place the desired tool onto the lower roller and adjust the height of the stem in the banjo, so that the cutting edge of the tool is at the required position and lock the stem into place

# Step-by-Step Guide

## STEP 5



Slacken the cantilever locking screws and adjust the upper roller until it sits securely on the top of the tool shaft and lock into position

## STEP 6



The rollers allow the tool to move smoothly, whilst being held securely

# SteadyPRO - Top Tips

- Always ensure that all bolts and locking handles are locked into position before starting to use the SteadyPRO
- Ensure the upper roller is sitting securely on the top of the tool without hindering the correct operation
- Maintain tool shaft contact with both rollers at all times during use

For more user information on the SteadyPRO , please refer to our website  
[www.robert-sorby.co.uk](http://www.robert-sorby.co.uk)

## Hollowing and Internal Shaping




Robert Sorby tools recommended for hollowing and internal shaping in conjunction with the **SteadyPRO** are :-

- Any of the TurnMaster Range
- Sovereign Ultima SOV16S-ULTS & SOV22S-ULTM
- Swan Neck Hollowing Tools 855 & 859
- HollowMaster RS230KT & Midi HollowMaster RS130KT
- Multi-tipped Hollowing Tool RS200KT
- Extra Long Multi-Tipped Hollowing Tool SOV-RS300
- Deep Hollowing Reverse Hooker Tool RS210
- Swivel Tip Probes 8801H & 8802H




# SteadyPRO - Top Tips

## External Shaping, Scraping and Finishing



Recommended Robert Sorby tools for external shaping, scraping and finishing to use with the **SteadyPRO** are :-

- Any of the TurnMaster Range
- Round Nose Scraper 820H
- Square End Scraper 823H
- Curved Scraper 828H
- Round/Side Scraper 824H
- Diamond/Side Scraper 825H
- Heavy Duty Scrapers 8004LH, 8007LH & 8008LH
- Extra Heavy Duty Scrapers 8012H, 8013H, 8014H & 8015H
- Box Hollower 803H
- Mushroom Tool 804H



# Robert Sorby

MADE IN SHEFFIELD, ENGLAND - SINCE 1828

## STEM GUIDE

Ask your stockist for your required Stem size at point of purchase



Watch the **SteadyPRO** User Guide video by scanning the QR Code

## RECOMMENDED STEMS

CODE	STEM SIZE
765/S13	½" Stem x 3½"
765/S16	⅝" Stem x 3½"
765/S19	¾" Stem x 4½"
765/S20	20mm Stem x 4½"
765/S22	⅞" Stem x 4¾"
765/S24	1" Stem x 4¾"
765/S24S	1" Stem x 3"
765/S24M	1" Stem x 3¾"
765/S24L	1" Stem x 6"
765/S25S	25mm Stem x 2¼"
765/S25	25mm Stem x 4¾"
765/S28	28mm Stem x 5½"
765/S30	30mm Stem x 5½"
765/S30L	30mm Stem x 6¼"



## LIFETIME GUARANTEE

The Robert Sorby **SteadyPRO System** comes with the world renowned Robert Sorby lifetime guarantee.



MADE IN SHEFFIELD



It is our policy to continuously improve products and hence we reserve the right to change designs and specifications without prior notice. E&OE



PROUDLY MADE IN  
SHEFFIELD, ENGLAND

FOLLOW US ON SOCIAL @ROBERTSORBY



Robert Sorby, Atlas Way, Atlas North, Sheffield S4 7QQ England

Tel: +44 (0)114 225 0700 E-mail:sales@robert-sorby.co.uk

## www.robert-sorby.co.uk

Registered in England: Company No 3464018.

Registered Office: Atlas Way, Atlas North, Sheffield, S4 7QQ, England, VAT No. GB 172 4019 84.